



***Manufacturer
of
Powersports
Specialty Tools***

***DENNIS STUBBLEFIELD
SALES, INC.***

35491 Del Rey

Capistrano Beach, CA. 92624

Phone: 949-240-9357

Fax: 949-240-0104

Email: dssinc2@cox.net

Website: www.dssalesusa.net

TABLE OF CONTENTS

ALL PRODUCTS MADE IN THE U.S.A.

DESCRIPTIONS OF PULLERS	2
DESCRIPTIONS OF PULLERS & TOOLS ..	3
PARTS INDEX BY PHOTO	4-6

MOTORCYCLE, ATV, UTV & SCOOTER

<i>HONDA</i>	7-9
<i>KAWASAKI</i>	9-10
<i>SUZUKI</i>	11-12
<i>YAMAHA</i>	12-14
<i>EUROPEAN</i>	14-15
<i>BRITISH & BMW</i>	16
<i>ITALIAN</i>	16
<i>MINI RACERS</i>	16
<i>CAN AM - BOMBARDIER</i>	16
<i>ARCTIC CAT</i>	17
<i>POLARIS</i>	17
<i>HARLEY DAVIDSON</i>	17
<i>CLASSIC</i>	18
<i>SCOOTERS</i>	19

WATERSPORTS

<i>HONDA</i>	20
<i>KAWASAKI</i>	20
<i>POLARIS</i>	20
<i>SEA-DOO</i>	21
<i>YAMAHA</i>	21-22

MARINE OUTBOARD ENGINES	23
--------------------------------------	-----------

WARRANTY	24
-----------------------	-----------

DESCRIPTIONS OF PULLERS

ALL PRODUCTS MADE IN THE U.S.A.

PULLERS BY SIZE AND THREADS

MP #1	27MM X 1.0	LEFT HAND	MALE
MP #2	33MM X 1.5	RIGHT HAND	MALE
MP #3	27MM X 1.25	RIGHT HAND	MALE
MP #4	30MM X 1.5	RIGHT HAND	MALE
MP #5	35MM X 1.5	RIGHT HAND	FEMALE
MP #6	18MM X 1.5	RIGHT HAND	MALE
MP #7	20MM X 1.5	RIGHT HAND	MALE
MP #8	30MM X 1.5	RIGHT HAND	FEMALE
MP #9	20MM X 1.5	RIGHT HAND	MALE
MP #10	16MM X 1.5	RIGHT HAND	MALE
MP #11	22MM X 1.5	RIGHT HAND	MALE
MP #12	26MM X 1.5	RIGHT HAND	MALE
MP #14	30MM X 1.5	RIGHT HAND	FEMALE
MP #16	26MM X 1.0	RIGHT HAND	MALE
MP #17	18MM X 1.5	RIGHT HAND	MALE
MP #18	18MM X 1.5	RIGHT HAND	MALE
MP #19	14MM X 1.5	RIGHT HAND	MALE
MP #20	28MM X 1.0	RIGHT HAND	MALE
MP #21	20MM X 1.5	RIGHT HAND	MALE
MP #22	40MM X 1.5	RIGHT HAND	MALE
MP #26	40MM X 1.5	RIGHT HAND	FEMALE
MP #29	35MM X 1.5	RIGHT HAND	FEMALE
MP #30	24MM X 1.0	RIGHT HAND	FEMALE
MP #31	50MM X 1.5	RIGHT HAND	FEMALE
MP #33	26MM X 1.5	RIGHT HAND	FEMALE
MP #36	35MM X 1.0	RIGHT HAND	MALE
MP #39	42MM X 1.5	RIGHT HAND	FEMALE
MP #42	38MM X 1.5	RIGHT HAND	FEMALE
MP #43	24MM X 1.0	RIGHT HAND	MALE
MP #45	28MM X 1.5	RIGHT HAND	MALE
MP #46	26MM X 1.0	RIGHT HAND	FEMALE
MP #48	50MM X 1.5	LEFT HAND	FEMALE
MP #50	19MM X 1.0	RIGHT HAND	MALE
MP #63	24MM X 1.5	RIGHT HAND	FEMALE
MP #64	33MM X 1.5	RIGHT HAND	FEMALE
MP #65	30MM X 1.0	RIGHT HAND	FEMALE
MP #67	35MM X 1.0	RIGHT HAND	FEMALE
MP #73	28MM X 1.0	RIGHT HAND	FEMALE

LUBRICATE ALL AREAS BEFORE USE

DESCRIPTIONS OF PULLERS & TOOLS

ALL PRODUCTS MADE IN THE U.S.A.

PULLERS AND TOOLS BY SIZE AND DESCRIPTION

MP #13	8 HOLE FLYWHEEL PULLER DISC (6MM BOLTS)
TOOL #15	3/8" DRIVE X 4 PRONG OIL FILTER & CLUTCH SPANNER TOOL
TOOL #23	18MM X 18 TOOTH SPLINED PROP TOOL (MALE)
TOOL #24	14MM X 6 TOOTH SPLINED PROP TOOL (MALE)
TOOL #25	3/8" DRIVE FORK HOLDING TOOL
TOOL #27	16MM X 14 TOOTH SPLINED PROP TOOL (FEMALE)
TOOL #32	18MM X 16 TOOTH SPLINED PROP TOOL (FEMALE)
TOOL #34	3/8" DRIVE X 12MM SLOTTED FORK HOLDING TOOL
TOOL #35	1/2" DRIVE X 4 PRONG CLUTCH TOOL
MP #37	UNIVERSAL 12 HOLE FLYWHEEL PULLER DISC (6MM & 8MM BOLTS)
TOOL #38	20MM X 20 TOOTH SPLINED PROP TOOL (MALE)
TOOL #44	DUCATI TIMING AND DEGREE TOOL
TOOL #49	2 PC. VALVE ADJ. KIT (7/16" USA, 5/16 BS, 1/4W) - BRITISH
MP #51	7 HOLE FLYWHEEL PULLER DISC (6MM BOLTS)
TOOL #53	22MM X 20 TOOTH SPLINED PROP TOOL (FEMALE)
MP #54	3 HOLE FLYWHEEL PULLER DISC (6MM BOLTS)
TOOL #55	6 PC. VALVE ADJ. KIT (8MM, 9MM, 10MM)
TOOL #56	20MM X 18 TOOTH SPLINED PROP TOOL (FEMALE)
TOOL #60-3	3 LUG DRIVE COUPLER TOOL
TOOL #61-5	5 LUG DRIVE COUPLER TOOL
TOOL #70	22MM X 22 TOOTH SPLINED PROP TOOL (MALE)
TOOL #71	27MM X 28 TOOTH SPLINED PROP TOOL (MALE)
TOOL #A	HARLEY DAVIDSON ACU-TIMER TOOL
TOOL #B	HARLEY DAVIDSON CRANKSHAFT JAM TOOL
TOOL #C	HARLEY DAVIDSON CRANKSHAFT TURNING TOOL
TOOL #D	HARLEY DAVIDSON CLUTCH HUB REMOVAL TOOL LEFT HAND (FEMALE)
B - 201	MARINE FLYWHEEL PULLER 1.5" DIA. #16 RIGHT HAND (MALE)
B - 202	MARINE OUTBOARD ENGINE HOIST 1.5" DIA. #16 RIGHT HAND (MALE)
B - 203	MARINE OUTBOARD ENGINE SLOTTED FLYWHEEL PULLER DISC
B - 204	SEA-DOO SPECIAL ROTARY SHAFT PULLER
B - 205	MARINE OUTBOARD ENGINE DRIVE SHAFT PULLER
B - 206	MARINE OUTBOARD ENGINE DRIVE SHAFT HOLDER

LUBRICATE ALL AREAS BEFORE USE

PARTS INDEX BY PHOTO

ALL PRODUCTS MADE IN THE U.S.A.



MP#1



MP#2



MP#3



MP#4



MP#5



MP#6

MP#7



MP#8



MP#9



MP#10



MP#11



MP#12



MP#13



MP#14



TOOL#15



MP#16



MP#17



MP#18



MP#19



MP#20



MP#21



MP#22



TOOL#23



TOOL#24



TOOL#25



MP#26



TOOL#27



MP#29



MP#30

PARTS INDEX BY PHOTO

ALL PRODUCTS MADE IN THE U.S.A.



**MP #31
CAP**

MP #31



TOOL #32



MP #33



TOOL #34



TOOL #35



MP #36



MP #37



TOOL #38



MP #39



MP #42



MP #43



TOOL #44



MP #46



MP #48



TOOL #49



MP #50



MP #51



TOOL #53

PARTS INDEX BY PHOTO

ALL PRODUCTS MADE IN THE U.S.A.



TOOL#55 (8MM, 9MM & 10MM)



TOOL#60-3



TOOL#61-5



TOOL#56



**MP#63
CAP**



**MP#63
BODY**



MP#64



MP#65



MP#67



TOOL#70



TOOL#71



**MP#73
BODY**



**MP#73
CAP**



TOOL#A



TOOL#B



TOOL#C



TOOL#D



B-201



B-202



B-203



B-203-RING



**B-204
SEA-DOO**



B-205



B-206

MOTORCYCLE & ATV

FLYWHEEL PULLERS & SPECIAL TOOLS



NOTE!

**IF MAKE AND MODEL
IS NOT LISTED.**

REFER TO PAGES 2-3



MP#1



MP#9



TOOL#15

HONDA

-
- MP#1** 27mm x 1.0 Left Hand Thread Flywheel Puller (Male)
Fits Most Off-Road and Motorcross 2 Stroke Engines,
CR MX Series 80cc - 500cc, ATC200S, ATC250R, Most Small Bore
4 Stroke XR/XL/CRF 50cc - 100cc, TRX250 & FL250 ODYSSEY
-
- MP#6** 18mm x 1.5 Right Hand Thread Special Hollow Bolt
Flywheel Puller (Male)
Fits Most Early MX 2 Stroke Engine Models
(SEE MP#7 for Larger Diameter)
-
- MP#7** 20mm x 1.5 Right Hand Thread Special Hollow Bolt
Flywheel Puller (Male)
Fits Most MT250 & Early MX 2 Stroke Engine Models
(SEE MP#6 for Smaller Diameter)
-
- MP#8** 30mm x 1.5 Right Hand Thread Flywheel Puller (Female)
Fits Most (1989-1990) FL400R PILOT & Most CRF125F Dirt Bikes
-
- MP#9** 20mm x 1.5 Right Hand Thread Special Bolt Flywheel
Puller (Male)
Fits Most Early 4 Stroke Engines
(1969-1978) CB750A/K, (1975-1978) CB750F SS, VF500, VT500,
VT700, VT750, XL/XR 200cc, 250cc, 400cc & 650cc Models
-
- MP#10** 16mm x 1.5 Right Hand Thread Special Bolt Flywheel
Puller (Male)
Fits Most 700 NIGHTHAWK, ATC90, ATC110, C175, C350,
C360, C400, CB350, CB500, CB550, CB650, CM185T,
CM200T, CMX250, CMX450, CM250, CM450, CT90, CRF230F,
SL175, SL350, Some Early CR125MX & CR250MX Models
-
- MP#11** 22mm x 1.5 Right Hand Thread Special Hollow Bolt
Flywheel Puller (Male)
Fits Most XL/XR250, XL/XR350, XL/XR500, XL/XR600,
XL/XR650, VF500, VF700, VF/VT750, VF1000, VF/VT1100, V45,
V65, VFR750, FT/GB 500, NX650 & TL250 Models
-
- TOOL#15** 3/8" Drive x 4 Prong Oil Filter and Clutch Spanner Tool
Removes oil filter nut and clutch hub nut.
Fits Most 4 Stroke Single & Twin Cylinder 90cc - 500cc Models
Removes special engine mount nut from (2003-2006) CBR600RR
Street Bike Models
-
- MP#17** 18mm x 1.5 Right Hand Thread Special Hollow Bolt
Flywheel Puller (Male)
Fits Most (1979-1982) CB400, CB450, CB750, CB900,
CB1000, CB900F SS, CB950F SS, CB1100F SS, CX500
& CX650 Models

MOTORCYCLE & ATV

FLYWHEEL PULLERS & SPECIAL TOOLS



**IF MAKE AND MODEL
IS NOT LISTED.**

REFER TO PAGES 2-3



MP#22



MP#43



MP#63

HONDA CONT.

-
- MP#18** 18mm x 1.5 Right Hand Thread Special Bolt Flywheel Puller (Male)
Fits Most CB650SC Models
-
- MP#19** 14mm x 1.5 Right Hand Thread Special Bolt Flywheel Puller (Male)
Fits Most XR/XL185, XR/XL200, XL125, CB125, ATC200 & BIG RED SX185S Models
-
- MP#21** 20mm x 1.5 Right Hand Thread Special Hollow Bolt Flywheel Puller (Male)
Fits Most (1978-1979) CB400A/T, CB450SC, CBR600RR, CM400, CM450, CMX450C, CX500, CX650, GL500, GL650, MR250, NX250, PC800, (1987-1988) VF700C, VF750C, VF800C, VF1100C, VT700C, VT750C, ATC250, TRX250, TRX300, TRX350, TRX400, TRX450 & TRX500 Models
-
- MP#22** 40mm x 1.5 Right Hand Thread Clutch Puller (Male)
Removes the clutch from most 4 Stroke Quad Models TRX500 RUBICON Series.
-
- MP#29** 35mm x 1.5 Right Hand Thread Flywheel Puller (Female)
Fits Some ATV 4 Stroke Quads, TRX250, TRX350 & TRX450 Models
-
- MP#36** 35mm x 1.0 Right Hand Thread Clutch Puller (Male)
Removes the clutch from most 4 Stroke Quad Models TRX250 RECON & EX Series
-
- MP#43** 24mm x 1.0 Right Hand Thread Flywheel Puller (Male)
Fits Most 50cc - 80cc Mini Bike QA, MR, CH, CR Series & (1995-Present) RS125 Road Racing Models
-
- TOOL#55** Universal 6 Piece Valve Adjustment Kit
8mm, 9mm & 10mm wrench sockets w/ straight slot and square tip adjusters included.
Fits Most 4 Stroke Single & Multi-Cylinder Engine Models
-
- MP#63** 24mm x 1.5 Right Hand Thread Flywheel Puller (Female)
Fits Most CRF150R, (2002-2008) CRF250R/X & CRF450R & (2009) CRF250R 4 Stroke Dirt Bike Models
-
- MP#64** 33mm x 1.5 Right Hand Thread Flywheel Puller (Female)
Fits Most (2006-2013) CRF150F 4 Stroke Dirt Bike Models

MOTORCYCLE & ATV

FLYWHEEL PULLERS & SPECIAL TOOLS



NOTE!

**IF MAKE AND MODEL
IS NOT LISTED.**

REFER TO PAGES 2-3



MP#5



MP#11



MP#73

HONDA CONT.

MP#67 35mm x 1.0 Right Hand Thread Clutch Puller (Female)
Removes the clutch from most 4 Stroke Quad Models TRX350,
TRX400, TRX450 & TRX500 FOREMAN Series

MP#73 28mm x 1.0 Right Hand Thread Flywheel Puller (Female)
Fits Most (2004-Present) TRX450 SPORTRAX &
(2003-Present) TRX350 RANCHER 4 Stroke Quad Models,
(2010-Present) CRF250R, (2009-Present) CRF450R,
Most CRF450X 4 Stroke Dirt Bike Models & (1978-1980)
CR250R 2 Stroke Dirt Bike Models

KAWASAKI

MP#1 27mm x 1.0 Left Hand Thread Flywheel Puller (Male)
Fits Most KV75, MC190, G4TR90, G4TR100, F6-125, F7-175
Enduros, KD80, KM100, KE100, KE125, KE175, KDX80, KDX200,
KDX220, KDX250, KX60, KX80, KX85, KX100, KX125, KX250
& KX500 Models

MP#5 35mm x 1.5 Right Hand Thread 1" Internal Depth Flywheel
Puller (Female)
Fits Most 4 Stroke Quad ATV's
KLT160, KLT185, KLF220, KLF300 & KSF250 MOHAVE

MP#8 30mm x 1.5 Right Hand Thread Flywheel Puller (Female)
Fits Some KLF300 Quad Models

MP#9 20mm x 1.5 Right Hand Thread Special Bolt Flywheel
Puller (Male)
Fits Most (1985-1995) KLR250, (1984-1986) KLR600A/B,
(1987-1995) KLR650A & (1990-1991) KL650B TENGAI, KLX250
& KLX300 4 Stroke Dirt Bike Models

MP#10 16mm x 1.5 Right Hand Thread Special Bolt Flywheel
Puller (Male)
Fits Most KLT110, KLT200, KLT250, Some Early KX125,
KX250, KX420, S340, KH400, (1973-1975) Z1A/B900,
EX250, EX500, EN500 VULCAN, (1973-1976)
KZ900A4/A5/B1LTD, (1977-1980) KZ1000A/B, (1979-1980)
KZ1300A/B, GPZ550, GPZ750, GPZ1100, ZX600,
ZX750 & VN750 VULCAN

MP#11 22mm x 1.5 Right Hand Thread Special Hollow Bolt
Flywheel Puller (Male)
Fits Most (1985-1995) KLR250, (1984-1986) KLR600A/B,
(1987-1995) KLR650A & (1990-1991) KL650B TENGAI
* See MP#9 for Smaller Diameter *

MOTORCYCLE & ATV

FLYWHEEL PULLERS & SPECIAL TOOLS



NOTE!

**IF MAKE AND MODEL
IS NOT LISTED.**

REFER TO PAGES 2-3



MP#18



TOOL#25



MP#63

KAWASAKI CONT.

-
- MP#14** 30mm x 1.5 Right Hand Thread 1" Internal Depth Flywheel Puller (Female)
Fits Some KLF300 Quad Models
-
- MP#18** 18mm x 1.5 Right Hand Thread Special Bolt Flywheel Puller (Male)
Fits Most KL250, KZ250, KZ400, KZ440, KZ550, KZ650, KZ750, EX250, EX500, EN500 VULCAN, (1976-1977) KZ900A4/A5/B1 LTD, (1977-1980) KZ1000A/B, (1979-1980) KZ1300A/B, (1981-1985) GPZ550, GPZ750, GPZ1100, ZX600, ZX750, GPZ750 & VN750 VULCAN
* See MP#10 for Smaller Diameter *
-
- TOOL#25** 3/8" Drive Fork Holding Tool
Provides a positive means of holding the inner dampening rod while removing the bolt from the bottom of the fork leg.
Fits Most KDX, KX, KZ, & Z Series Models
-
- MP#29** 35mm x 1.5 Right Hand Thread Flywheel Puller (Female)
Fits Most NINJA ZX/ZXRS600, (1986-2007) NINJA EX250, KLF400, (1987-1999) KSF250 MOHAVE, KVF650 & KVF750 BRUTE FORCE 4 Stroke Quad Models
-
- MP#42** 38mm x 1.5 Right Hand Thread Flywheel Puller (Female)
Fits Most KSF250, KSF400 Quads, KLX400 Dirt Bikes, (1998-2003) ZX9 & (2000-Present) ZX12 Street Models
-
- MP#43** 24mm x 1.0 Right Hand Thread Flywheel Puller (Male)
Fits Most 50cc Mini Models
-
- TOOL#55** Universal 6 Piece Valve Adjustment Kit
8mm, 9mm & 10mm wrench sockets w/ straight slot and square tip adjusters included.
Fits Most NINJA 600cc, 750cc, 900cc & 1000cc Models
-
- MP#63** 24mm x 1.5 Right Hand Thread Flywheel Puller (Female)
Fits Most (2006-2010) KX250F & (2006-2008) KX450F 4 Stroke Dirt Bike Models
-
- MP#73** 28mm x 1.0 Right Hand Thread Flywheel Puller (Female)
Fits Most (2003-Present) KLX110, (2008-Present) KLX450R, (2011-Present) KX250F, (2009-Present) KX450F 4 Stroke Dirt Bike Models & (2008-Present) KFX450R 4 Stroke Quad Models

MOTORCYCLE & ATV

FLYWHEEL PULLERS & SPECIAL TOOLS



NOTE!

**IF MAKE AND MODEL
IS NOT LISTED.**

REFER TO PAGES 2-3



MP#9



MP#13



MP#29

SUZUKI

-
- MP#1** 27mm x 1.0 Left Hand Thread Flywheel Puller (Male)
Fits Most (1988-Present) RM80, RM100, RM125, RM250,
2 Stroke Quads 250cc-500cc & Early 2 Stroke 50cc, 70cc,
80cc, 90cc, 100cc, 120cc & 125cc Engine Models
-
- MP#5** 35mm x 1.5 Right Hand Thread 1" Internal Depth Flywheel
Puller (Female)
Fits Most LT250E, LT300E Quads, GSF400 BANDIT,
GS1000, GS1100, DR250 & DR350 Dual Sport Models
-
- MP#8** 30mm x 1.5 Right Hand Thread Flywheel Puller (Female)
Fits Most LT160, LT230, LT250, TM125, TM250, TM400,
(1970's) TS250 & (2004-2009) DR200 Enduro Models
-
- MP#9** 20mm x 1.5 Right Hand Thread Special Bolt Flywheel Puller (Male)
Fits Most GSXR600, GSXR750, GSXR1000 & GSXR1300 &
TL1000R/S Street Bike Models
-
- MP#10** 16mm x 1.5 Right Hand Thread Special Bolt Flywheel Puller (Male)
Fits Most Early GS550, GS650, GS750 & GS1000 Models
-
- MP#13** Special 8 Hole Flywheel Puller Disc w/ 6mm Bolts
Fits Most (1987 & Earlier) RM60, RM80, RM85, RM100, RM125,
RM250, RM370, RM400, RM465, RM500, DR200, DR250,
DR370, DR400, Early SP250, SP370 & SP400 Enduro Models
-
- MP#14** 30mm x 1.5 Right Hand 1" Internal Depth Flywheel Puller (Female)
Fits Most (1983-1986) GS1100 & GS1150 Street Bike Models
-
- MP#26** 40mm x 1.5 Right Hand Thread Flywheel Puller (Female)
Fits Most (2009-Present) GSXR1000, VS INTRUDER &
MARAUDER Street Bike Models
-
- MP#29** 35mm x 1.5 Right Hand Thread Flywheel Puller (Female)
Fits Most LT250E, LT300E 4 Stroke Quads, GSF400
BANDIT, GS1000, (1980-1982) GS1100, DR250, DR350 &
DR600 Dual Sport Models
-
- MP#31** 50mm x 1.5 Right Hand Thread Flywheel Puller (Female)
Fits Most DR650 Enduro (clutch, transmission & flywheel),
LT500, (2002-2011) LTA400, LTA450, LTA500, LTA700, LTA750
& LTF400, LTF500 Quads, LS650 SAVAGE, VX800, GV700,
GV1200, GV1400 MADURA, VS700, VS750, VS800 & VS1400
INTRUDER & (2006-2007) VZR1800 Street Bike Models

MOTORCYCLE & ATV

FLYWHEEL PULLERS & SPECIAL TOOLS



NOTE!

**IF MAKE AND MODEL
IS NOT LISTED.**

REFER TO PAGES 2-3



MP#42



MP#1

SUZUKI CONT.

MP#39 42mm x 1.5 Right Hand Thread Flywheel Puller (Female)
Used for removal of starter alternator rotor from crankshaft.
Fits Most (1990-Present) DR500, DR650, SP500X/Z D Series
& SP600F Models
Non-Electric Start Applications: Removes starter clutch.
Fits Most (1991-Present) GSXR750, GSXR1100, GSX600F,
GSX750F, GSX1100F & GSX1100GM/GN/GP KATANA Models

MP#42 38mm x 1.5 Right Hand Thread Flywheel Puller (Female)
Fits Most GSX, GS, GN Street Bike Models, (2003-Present)
LTF250, LTZ250, LTZ400 & LTR450 4 Stroke Quad Models,
DR-Z250 & DR-Z400 Dual Sport Models

MP#43 24mm x 1.0 Right Hand Thread Flywheel Puller (Male)
Fits Most 50cc Mini Models

MP#63 24mm x 1.5 Right Hand Thread Flywheel Puller (Female)
Fits Most (2004-2009) RM-Z250 & (2004-2007) RM-Z450
4 Stroke Engine Models

MP#64 33mm x 1.5 Right Hand Thread Flywheel Puller (Female)
Fits Most Current GSXR600, GSXR750, GSXR1000 & GSXR1300
Street Bike Models, (2006-Present) 250 OZARK 4 Stroke Quad Models

MP#73 28mm x 1.0 Right Hand Thread Flywheel Puller (Female)
Fits Most (2003-Present) DRZ110, (2010-Present) RM-Z250 &
(2008-Present) RM-Z450 4 Stroke Dirt Bike Models

YAMAHA

MP#1 27mm x 1.0 Left Hand Thread Flywheel Puller (Male)
Fits Most 2 Stroke and 4 Stroke M/C and ATV Applications
w/ C.D.I. Ignitions. Fits Most BW50, PW50, RZ350,
YT125, YT175, YFM60, YFM80, YFM125, YFM200, YFM225,
YFS200 BLASTER, YFZ350 BANSHEE, AT125, CT175, DT250,
IT200, RT360, SC500, SR250, YZ85, YZ125, YZ250, YZ400,
YZ490, XT350, TT/XT500, YZ125, YZ250F, YZ400F,
YZ426F & (2003-2005) YZ450F 4 Stroke Dirt Bike Models

MP#6 18mm x 1.5 Right Hand Thread Special Hollow Bolt
Flywheel Puller (Male)
Fits Most YZ125 & (1981-1982) YZ250 2 Stroke Liquid Cooled
Engine Models

MP#7 20mm x 1.5 Right Hand Thread Special Hollow Bolt
Flywheel Puller (Male)
Fits Most (1970's) YZ125, YZ250, YZ360, Twin Cylinder RD250 &
RD350 Models

MOTORCYCLE & ATV

FLYWHEEL PULLERS & SPECIAL TOOLS



NOTE!

**IF MAKE AND MODEL
IS NOT LISTED.**

REFER TO PAGES 2-3



MP#37

YAMAHA CONT.

MP#10 16mm x 1.5 Right Hand Thread Special Bolt Flywheel Puller (Male)
Fits Most (1988-1990) FZR400, (1987-1988) FZR750RT/RU, (1986-1987) FZR1000, (1981-1983) XJ550 MAXIM & SECA, (1981-1983 & 1985-1986) XJ650 MAXIM, MIDNIGHT, SECA & SECA TURBO, (1985-1986) XJ700 MAXIM, (1981-1983) XJ750 MAXIM, MIDNIGHT & SECA, (1983) XJ900 SECA, (1981) XJ1100 MAXIM, (1980-1981) XS850, (1984-1985) FJ600 & FJ1100, (1986-Present) FJ1200, (1986-1988) FZ600, (2001-2005) FZ-1, (1989-Present) FCR600, (1960-1970's) RD/RS 2 Stroke Twins, (1980-1990's) 4 Stroke - 4 Cylinder Street Bikes & Current YZF Street Bike Models, (1998-2003) YZF-R1

TOOL#25 3/8" Drive Fork Holding Tool
Provides a positive means of holding the inner dampening rod while removing the bolt from the bottom of the fork leg
Fits Most TTR Dirt Bike Models with conventional forks

MP#29 35mm x 1.5 Right Hand Thread Flywheel Puller (Female)
Fits Most 4 Stroke 350cc Quad XT & YF Series, 2 Stroke 350cc Quad BANSHEE & WARRIOR Series, YFM350, YFM400, YFM450, YFM600, YFM660, YFM700 Quad Models & RHINO 450cc, 660cc & 700cc UTV Models

MP#30 24mm x 1.0 Right Hand Thread Flywheel Puller (Female)
Fits Most (1970-1983) XS650 Twin Models

MP#37 Special 12 Hole UNIVERSAL Flywheel Puller Disc w/ 6mm & 8mm Bolts
Fits Most XV250, XV500, XV535, XV700, XV750, XV920, XV1100 VIRAGO, XVZ12, XVZ13 VENTURE & ROYALE Series, BW200, BW350, TT/XT600, (2001-2002) YZF-R6, YFM200, YFM250, YFM600, YFM660 & YFM700 Quad Models

MP#54 Special 3 Hole Flywheel Puller Disc w/ 6mm Bolts
Fits Most WR400F, WR426F & (2001-2002) WR250F 4 Stroke Enduro Models

TOOL#55 Universal 6 Piece Valve Adjustment Kit
8mm, 9mm & 10mm wrench sockets w/ straight slot and square tip adjusters included.
Fits Most 4 Stroke Single & Multi-Cylinder Models

MP#63 24mm x 1.5 Right Hand Thread Flywheel Puller (Female)
Fits Most (2006-Present) YZ450F 4 Stroke Engine Models



TOOL#55

MOTORCYCLE & ATV

FLYWHEEL PULLERS & SPECIAL TOOLS



NOTE!

**IF MAKE AND MODEL
IS NOT LISTED.**

REFER TO PAGES 2-3



TOOL#44

YAMAHA CONT.

MP#64 33mm x 1.5 Right Hand Thread Flywheel Puller (Female)
Fits Most YFZ450 Quads & (2004-Present) WR450F 4 Stroke
Enduro Models

MP#65 30mm x 1.0 Right Hand Thread Flywheel Puller (Female)
Fits Most (2003-Present) WR250F & (2003) WR450F 4 Stroke
Enduro Models

DUCATI

TOOL#44 Timing and Crankshaft Turning Tool
This tool allows ignition timing work to be performed.
Fits Most (1990-Present) 750cc, 900cc & 916cc
Street Bike Models
* Note: Remove spark plugs and place transmission
in neutral when using this tool *

HUSABERG

MP#12 26mm x 1.5 Right Hand Thread Flywheel Puller (Male)
Fits Most (1990's-Mid 2000's) 4 Stroke 400cc, 501cc & 600cc
Off-Road Models

MP#46 26mm x 1.0 Right Hand Thread Flywheel Puller (Female)
Fits Most FE250, FE350, FE390, FE450, FE501, FE570, FE650,
FS570 & FX450 4 Stroke Dirt Bike Models and TE250 & TE300
2 Stroke Dirt Bike Models

HUSQVARNA

MP#2 33mm x 1.5 Right Hand Thread Flywheel Puller (Male)
(FEMSA - BOSCH - MOTOPLAT)
Fits Most (1960-1970) Models w/ Ignition Point Systems

MP#3 27mm x 1.25 Right Hand Thread Flywheel Puller (Male)
(FEMSA - BOSCH - MOTOPLAT)
Fits Most (1970-1980) 2 Stroke Engine Models w/ C.D.I. Ignitions

MP#11 22mm x 1.5 Right Hand Thread Special Hollow Bolt
Flywheel Puller (Male)
Fits Most (1990-Present) WX & WR Series 2 Stroke Enduro Models

MP#12 26mm x 1.5 Right Hand Thread Flywheel Puller (Male)
(FEMSA - BOSCH - MOTOPLAT)
Fits Most Late 2 Stroke Engine Models w/ C.D.I. Ignitions



MP#2

MOTORCYCLE & ATV

FLYWHEEL PULLERS & SPECIAL TOOLS



NOTE!

**IF MAKE AND MODEL
IS NOT LISTED.**

REFER TO PAGES 2-3



MP#46



MP#50



MP#51

HUSQVARNA CONT.

MP#29 35mm x 1.5 Right Hand Thread Flywheel Puller (Female)
Fits Most 610cc 4 Stroke Dirt Bike Models

MP#33 26mm x 1.5 Right Hand Thread Flywheel Puller (Female)
Fits Most (2010-2014) TC, TE & TXC 250cc & 310cc Fuel
Injected 4 Stroke Engine Models

MP#45 28mm x 1.5 Right Hand Thread Flywheel Puller (Male)
Fits Most (1990-Present) E Series 350cc & 610cc
4 Stroke Engine Models

MP#46 26mm x 1.0 Right Hand Thread Flywheel Puller (Female)
Fits Most FC, FE, TC, TE, TXC & SMR 250cc, 350cc, 450cc,
501cc & 510cc 4 Stroke Dirt Bike Models

KTM

MP#1 27mm x 1.0 Left Hand Thread Flywheel Puller (Male)
Fits Most Current SX & XC 65cc, 85cc, 105cc, 125cc, 150cc,
200cc XCW, 250cc SX, (Late 1990's-Mid 2000's) EXC & MXC
300cc & 380cc 2 Stroke Engine Models

MP#3 27mm x 1.25 Right Hand Thread Flywheel Puller (Male)
(FEMSA - BOSCH - MOTOPLAT)
Fits Most Current 2 Stroke Liquid Cooled Engine Models

MP#12 26mm x 1.5 Right Hand Thread Flywheel Puller (Male)
(FEMSA - BOSCH - MOTOPLAT)
Fits Most XC & MX 125cc, 250cc, 300cc, 360cc, 495cc
2 Stroke Engine Models

MP#46 26mm x 1.0 Right Hand Thread Flywheel Puller (Female)
Fits Most EXC, MXC, SMC, SMR, SXF, XC-ATV, XCF & XCF-W
250cc, 350cc, 400cc, 450cc, 500cc, 505cc, 525cc, 530cc, 620cc
4 Stroke Engine Models, (2008-Present) XC & XC-W 250cc & 300cc,
(2013-Present) 200XC-W 2 Stroke Engine Models

MP#50 19mm x 1.0 Right Hand Thread Flywheel Puller (Male)
Fits Most SX & SR Mini Racer Models

MP#51 Special 7 Hole Flywheel Puller Disc w/ 6mm Bolts
This tool removes clutch bodies, flywheels, and primary gears.
Fits Most SX & SR Mini Racer Models

MP#64 33mm x 1.5 Right Hand Thread Flywheel Puller (Female)
Fits Most Electric Start Single Cylinder 620cc, 625cc, 640cc,
660cc, 690cc & LC4E 4 Stroke Engine Models

MOTORCYCLE & ATV

FLYWHEEL PULLERS & SPECIAL TOOLS



NOTE!

**IF MAKE AND MODEL
IS NOT LISTED.**

REFER TO PAGES 2-3



MP#4



MP#42



TOOL#49

BRITISH & BMW

MP#42 38mm x 1.5 Right Hand Thread Flywheel Puller (Female)
Fits Most TRIUMPH 600cc, 650cc & 675cc DAYTONA Triple
Cylinder, SPRINT ST, TIGER 800, TIGER EXPLORER, TROPHY
& TT600 Street Bike Models & BMW 650CS Single Cylinder
Rotax Engine Street Bike Models

TOOL#49 2 Piece Valve Adjustment Kit
Fits Most (1950's-1970's) TRIUMPH Twins
650cc & 750cc Engine Models
(7/16 USA - British 1/4 BS, 3/16W, 5/16BS, 1/4W)

ITALIAN

MP#4 30mm x 1.5 Right Hand Thread Flywheel Puller (Male)
Fits Most (Mid 1990's-Present) BETA 2 Stroke Trials Bikes

MP#46 26mm x 1.0 Right Hand Thread Flywheel Puller (Female)
Fits Most (2005-Present) BETA RR & RS 4 Stroke Dirt Bike
Models and (2013-Present) RR250 & RR300 2 Stroke Dirt
Bike Models

MP#33 26mm x 1.5 Right Hand Thread Flywheel Puller (Female)
Fits Most (2011-Present) TM 250cc Fuel Injected 4 Stroke
Dirt Bike Models

MINI RACERS

DUCATI, KTM, LEM, COBRA & ACTION

MP#50 19mm x 1.0 Right Hand Thread Flywheel Puller (Male)
Fits Most LEM LX 50cc Series, KTM SX, SR 50cc Series
& All DUCATI Models

MP#51 Special 7 Hole Flywheel Puller Disc w/ 6mm Bolts
This tool removes clutch bodies, flywheels, and primary gears.
Fits Most ACTION ATTACK & OUTLAW Series clutch and
primary gears, KTM SX & SR Series clutch and primary gears,
COBRA BM & CM Series magneto, clutch and primary gears,
LEM CR & LX Series magneto, clutch and primary gears

CAN AM - BOMBARDIER

MP#42 38mm x 1.5 Right Hand Thread Flywheel Puller (Female)
Fits Most (2000-2007) DS650 4 Stroke Quad Models

MOTORCYCLE & ATV

FLYWHEEL PULLERS & SPECIAL TOOLS



NOTE!

**IF MAKE AND MODEL
IS NOT LISTED.**

REFER TO PAGES 2-3



MP#31



TOOL#A



TOOL#C

ARCTIC CAT

MP#31 50mm x 1.5 Right Hand Thread Flywheel Puller (Female)
Fits Most 375cc, 400cc, 450cc, 700cc 4 Stroke Quad Models &
PROWLER 650cc UTV 4 Stroke Engine Models

POLARIS

MP#37 Special 12 Hole UNIVERSAL Flywheel Puller Disc w/ 6mm & 8mm Bolts
Fits Most SPORTSMAN 700cc 4 Stroke Quad Models
(Also Fits Most: Polaris Snowmobile Models)

MP#46 26mm x 1.0 Right Hand Thread Flywheel Puller (Female)
Fits Most (2007-2011) OUTLAW 525cc IRS/S 4 Stroke Quad Models

MP#48 50mm x 1.5 Left Hand Thread Flywheel Puller (Female)
Fits Most (2011-Present) RZR XP900 UTV & (2010-Present)
SPORTSMAN 850cc ATV 4 Stroke Quad Models

MP#64 33mm x 1.5 Right Hand Thread Flywheel Puller (Female)
Fits Most (2003-2007) PREDATOR 500cc 4 Stroke Quad Models

HARLEY-DAVIDSON

TOOL#A Acu-Timer BIG TWINS (Classic & 1970-1978 Models)
Locks ignition points to advanced position during
tune-ups and distributor work.

TOOL#B Crankshaft Jam Tool
(Classic, XL SPORTSTER & FL BIG TWIN Models)
Locks the crankshaft through the timing mark hole.
This tool enables timing work to be done without the
crankshaft moving from the timing mark.

TOOL#C Crankshaft Turning Tool (1970-Present FL BIG TWIN Models)
Slides over the left side of the splined crankshaft. This
tool enables work on any part of the engine with the
ability to rotate the crankshaft and may be used while
engine is in or out of the frame.

TOOL#D Clutch Hub Removal Tool (1930's-Present FL BIG TWIN Models)
Removes clutch hub from the transmission main shaft.
Slight tap on the transmission main shaft for removing
clutch hub. *LEFT HAND THREAD*

MOTORCYCLE & ATV

FLYWHEEL PULLERS & SPECIAL TOOLS



NOTE!

**IF MAKE AND MODEL
IS NOT LISTED.**

REFER TO PAGES 2-3



MP#2



MP#8



TOOL#34

CLASSIC

-
- MP#1** 27mm x 1.0 Left Hand Thread Flywheel Puller (Male)
Fits Most HONDA, YAMAHA, KAWASAKI, SUZUKI,
TOHATSU, HODAKA & Many Motor Scooter Applications
w/ Japanese Ignition & Flywheel Systems
-
- MP#2** 33mm x 1.5 Right Hand Thread Flywheel Puller (Male)
(MOTOPLAT - BOSCH - FEMSA)
Ignition Point w/ Condensers or C.D.I. Ignition Systems.
Fits Most BULTACO, OSSA, MONTESA, HUSQVARNA,
PENTON, SACHS, PUCH & ZUNDAP
-
- MP#3** 27mm x 1.25 Right Hand Thread Flywheel Puller (Male)
(MOTOPLAT - BOSCH - FEMSA)
Ignition Point w/ Condensers or C.D.I. Ignition Systems.
Fits Most BULTACO, OSSA, MONTESA, HUSQVARNA,
PENTON, SACHS & MAICO
-
- MP#4** 30mm x 1.5 Right Hand Thread Flywheel Puller (Male)
(MOTOPLAT - BOSCH - FEMSA)
Fits Most PENTON, SACHS, ZUNDAP, OSSA, MAICO,
PUCH, ATK, SHERCO Trials & European Mini Bike Models
-
- MP#8** 30mm x 1.5 Right Hand Thread Flywheel Puller (Female)
Fits Most TM SUZUKI MX, PE SUZUKI Enduro,
EUROPEAN CZ MX & Enduro Models
-
- MP#12** 26mm x 1.5 Right Hand Thread Flywheel Puller (Male)
(MOTOPLAT - BOSCH - FEMSA)
Fits Most BULTACO, OSSA, MONTESA, KTM, HUSQVARNA,
SACHS, PUCH, ZUNDAP, ATK & CANNONDALE Models
-
- MP#14** 30mm x 1.5 Right Hand 1" Internal Depth Flywheel Puller (Female)
Fits Most (1974-Later) HODAKA 98 SUPER RAT & 97 SUPER
COMBAT Models
-
- MP#29** 35mm x 1.5 Right Hand Thread Flywheel Puller (Female)
Fits Most ATK & Early CAN AM Motorcycles w/ BOSCH Ignitions
-
- TOOL#34** 3/8" Drive x 12mm Slotted Fork Holding Tool
Provides a positive means of holding the inner dampening rod
while removing the bolt from the bottom of the fork leg
Fits Most (1975-Mid 1980's) YAMAHA XT500, TT500 & SR500
Models with Conventional Forks
-
- MP#37** Special 12 Hole UNIVERSAL Flywheel Puller Disc w/ 6mm &
8mm Bolts
Fits Most HODAKA 175cc-250cc Engine Models



NOTE!

**IF MAKE AND MODEL
IS NOT LISTED.**

REFER TO PAGES 2-3



MP#1



MP#20



TOOL#35

SCOOTERS

-
- MP#1** 27mm x 1.0 Left Hand Thread Flywheel Puller (Male)
Fits Most YAMAHA RIVA 50, ZUMA 50 & Import Scooters with
125cc - 150cc GY6 4 Stroke Engine Models
-
- MP#16** 26mm x 1.0 Right Hand Thread Flywheel Puller (Male)
Fits Most (1960's-1970's) Vintage VESPA Scooters 125cc-150cc
Including VBA, VBB, VBC, VLA, VLB, VNB, VNC, VNL & many
Sprint Bike Models. Also Fits Most BAJAJ CHETAK Scooter Models
-
- MP#20** 28mm x 1.0 Right Hand Thread Flywheel Puller (Male)
Fits Most Italian Import VESPA Scooters Including VLX, VSX,
V5B, V9B, PK Models & PIAGGIO FLY 150 Models
-
- MP#21** 20mm x 1.5 Right Hand Thread Special Hollow Bolt Flywheel
Puller (Male)
Fits Most (2003-2009) SUZUKI BURGMAN AN650 Models
-
- MP#26** 40mm x 1.5 Right Hand Thread Flywheel Puller (Female)
Fits Most CF MOTO & KYMCO Scooter Models
-
- TOOL#35** 1/2" Drive x 4 Prong Clutch Tool
Removes the starter clutch from most 125cc, 150cc & 180cc
Models with GY6 Engines (Scooters, ATV, UTV, Carts & Buggies)
-
- MP#43** 24mm x 1.0 Right Hand Thread Flywheel Puller (Male)
Fits Most Import Scooters with GY6-QMB139 Engine Models
-
- MP#46** 26mm x 1.0 Right Hand Thread Clutch Puller (Female)
Removes the clutch from most Small Frame VESPA Scooter Models
-
- MP#64** 33mm x 1.5 Right Hand Thread Flywheel Puller (Female)
Fits Most HONDA CN250 Helix Scooter Models
-
- MP#73** 28mm x 1.0 Right Hand Thread Flywheel Puller (Female)
Fits Most Import Scooters with 125cc - 200cc GY6B 4 Stroke
Engine Models



MP#43



MP#73

WATERSPORTS

FLYWHEEL PULLERS & SPECIAL TOOLS



NOTE!

**IF MAKE AND MODEL
IS NOT LISTED.**

REFER TO PAGES 2-3



TOOL#23



MP#37



TOOL#38

HONDA

TOOL#23 18mm x 18 Tooth Splined Prop Tool (Male)
Fits Most Honda AQUATRAX PWC Models

KAWASAKI

MP#18 18mm x 1.5 Right Hand Thread Special Bolt Flywheel
Puller (Male)
Fits Most 750cc & Larger Engine Models

TOOL#23 18mm x 18 Tooth Splined Prop Tool (Male)
Fits Most SX, X2, TS, SC 650cc & 750cc and ULTRA 250,
260, 300 & 310 Models

TOOL#24 14mm x 6 Tooth Splined Prop Tool (Male)
Fits Most Early 550cc Engine Models

MP#29 35mm x 1.5 Right Hand Thread Flywheel Puller (Female)
Fits Most Models (1997-Present)
900ZXI, 1100ZXI, 900STX & 1100STX

MP#37 Special 12 Hole UNIVERSAL Flywheel Puller Disc
w/ 6mm & 8mm Bolts
Fits Most 300cc, 440cc, 550cc & 650cc Engine Models
(See MP#18 for 750cc & Larger Models)
UNIVERSAL APPLICATIONS: KAWASAKI, POLARIS,
SEA-DOO AND YAMAHA

MP#64 33mm x 1.5 Right Hand Thread Flywheel Puller (Female)
Fits Most 2 Stroke JET SKI 1200 STXR & ULTRA 150 Models

POLARIS

MP#37 Special 12 Hole UNIVERSAL Flywheel Puller Disc
w/ 6mm & 8mm Bolts
UNIVERSAL APPLICATIONS: KAWASAKI, POLARIS,
SEA-DOO AND YAMAHA
(Also Fits Most: Polaris Snowmobile Models)

TOOL#38 20mm x 20 Tooth Splined Prop Tool (Male)
Fits All Years & Models

WATERSPORTS

FLYWHEEL PULLERS & SPECIAL TOOLS



**IF MAKE AND MODEL
IS NOT LISTED.**

REFER TO PAGES 2-3



TOOL#70



TOOL#71



TOOL#23



TOOL#32

SEA-DOO

TOOL#23 18mm x 18 Tooth Splined Prop Tool (Male)
Fits Most Years, Models & SPARK 900cc 4 Stroke Engines
(See Tool #70 & Tool #71 for Larger Diameters)

MP#37 Special 12 Hole UNIVERSAL Flywheel Puller Disc
w/ 6mm & 8mm Bolts

UNIVERSAL APPLICATIONS: KAWASAKI, POLARIS,
SEA-DOO AND YAMAHA

MP#42 38mm x 1.5 Right Hand Thread Flywheel Puller (Female)
Fits Most SEA-DOO 800cc & 951cc 2 Stroke Engine Models

TOOL#70 22mm x 22 Tooth Splined Prop Tool (Male)
Fits Most GTX & GTX-SC 1500cc & SPEEDSTER 150 Jet Boat
Engine Models

TOOL#71 27mm x 28 Tooth Splined Prop Tool (Male)
Fits Most RXT & RXP 1500cc & WAKEPRO 215 Engine Models

B-204 Special Rotary Shaft Puller Tool w/ 6mm Bolt
Fits Most 580cc, 650cc, 720cc & 800cc Engine Models

YAMAHA

MP#10 16mm x 1.5 Right Hand Thread Special Bolt Flywheel Puller (Male)
Fits Most 4 Stroke Engine PWC Models

TOOL#23 18mm x 18 Tooth Splined Prop Tool (Male)
Fits Most VX Deluxe & Cruiser 1052cc 4 Stroke Engine
PWC Models

TOOL#27 16mm x 14 Tooth Hex Splined Prop Tool (Female)
Fits All Early Models

TOOL#32 18mm x 16 Tooth Hex Splined Prop Tool (Female)
Fits Most WAVE RUNNER 3, 3GP, VXR, PRO VXR,
SUPER JET, WAVE BLASTER, WAVE BLASTER 2,
WAVE RAIDER 701, 760, 1100, WAVE VENTURE 701,
760, 1100, GP760, GP1200, WAVE RUNNER XL760
& XL1200 Models

WATERSPORTS

FLYWHEEL PULLERS & SPECIAL TOOLS



NOTE!

**IF MAKE AND MODEL
IS NOT LISTED.**

REFER TO PAGES 2-3



TOOL#53



MP#37

YAMAHA CONT.

MP#37

Special 12 Hole UNIVERSAL Flywheel Puller Disc
w/ 6mm & 8mm Bolts
Fits Most 550cc, 600cc, 701cc, 760cc, 1100cc & 1200cc
Engine Models

UNIVERSAL APPLICATIONS: KAWASAKI, POLARIS,
SEA-DOO AND YAMAHA

TOOL#53

22mm x 20 Tooth Hex Splined Prop Tool (Female)
Fits Most WAVERUNNER SHO, HO, FZR & FZS Series
with 1812cc 4 Stroke - 4 Cylinder Engine Models

TOOL#56


20mm x 18 Tooth Hex Splined Prop Tool (Female)
Fits Most 1200cc PWC & AR230 Jet Boat Models
(SEE TOOL #32 for 18mm size)

TOOL#60-3


Special Drive Coupler Tool w/ 3 Lugs
Fits Most (1991-Present) WAVE RUNNER 650 LX, 650III,
650 SPECIAL JET, 650VXR, VXR PRO 701, 701 DELUXE,
701 VENTURE, SUPER JET 701, WAVE VENTURE 701
& XL700 Models

TOOL#61-5

Special Drive Coupler Tool w/ 5 Lugs
Fits Most (1995-Present) WAVE RIDER 760 & 1100,
WAVE RIDER II 760 & 1100, WAVE RIDER GP760, 800 & 1200,
WAVE RIDER XL760 & 1200LTD, WAVE RIDER SUV 1200 &
XR1800LE Jet Boat Models



TOOL#60-3



TOOL#61-5

MARINE OUTBOARD ENGINES

FLYWHEEL PULLERS & SPECIAL TOOLS

NOTE!

**IF MAKE AND MODEL
IS NOT LISTED.**

REFER TO PAGES 2-3



B-201



B-202



B-203

MERCURY

B-201 *Marine Outboard Engine 1.5" Diameter #16 Right Hand Thread Flywheel Puller (Male)
Fits Most (1970-Present) 25HP - 300HP Engine Models
USE ON TOP OF ENGINE ON CRANK SHAFT*

B-202 *Marine Outboard Engine Hoist 1.5" Diameter #16 Right Hand Thread (Male)
Fits Most (1970-Present) 25HP - 300HP Engine Models
Removes engine from boat frame.
USE EXTREME CAUTION WHEN USING THIS TOOL*

OMC

B-203 *Marine Outboard Engine Slotted Flywheel Puller Disc
Fits Most OMC Outboard Engine Models
(May Also Fit: Yamaha, Evinrude & Johnson Outboard Engine Models) 5/16" & 1/4" hardware bolts and thru bolt supplied.*

B-203-RING *Marine Outboard Engine Hoist
Use with B-203 Flywheel Puller Disc
USE EXTREME CAUTION WHEN USING THIS TOOL*

B-205 *Marine Outboard Engine Drive Shaft Puller
Fits Most V4 - V6 Engine Models*

B-206 *Marine Outboard Engine Drive Shaft Holder
Fits Most V4 - V6 Engine Models*



B-203-RING



B-205




B-206

WARRANTY

Dennis Stubblefield Sales, Inc. is a manufacturer of specialty pullers and tools for the Powersports Industry. Since 1976 we have produced the highest quality, American Made pullers and tools backed by a 100% warranty. Please remember to lubricate all areas before use and perform the work with hand tools only. Always use safety equipment such as gloves and eye protection. Please contact us with any questions regarding the operation of our pullers and tools.

*Thank you for your continued support,
Robert and Judy Stubblefield*



*In Loving Memory
Dennis Guy Stubblefield
1949 - 2005*